

CLIO CUP FRANCE & CENTRAL EUROPE
SPA EURO RACE
RACE 2


Provisional Classification by Group

Nr. Driver	Nat	Team	Car	Laps	Total Time	Gap	Kph	Best Lap			
								Lap	Time	Kph	
CE-G											
1	55	Stephan Polderman	BEL	Team Bleekemolen	7	21:55.260		134.2	2	2:48.600	149.6
2	56	Rene Steenmetz	NLD	Team Bleekemolen	7	21:57.046	+1.786	134.0	4	2:48.283	149.8
3	6	René Leutenegger	CHE	No name fighter	7	21:59.401	+4.141	133.8	3	2:49.472	148.8
4	54	Michael Bleekemolen	NLD	Team Bleekemolen	7	22:04.815	+9.555	133.2	4	2:49.344	148.9
5	24	Antonio Citera	AUT	RTM Motorsport	7	22:07.539	+12.279	133.0	7	2:53.263	145.5

Published at:

Track Status: **DRY**

Race Director:	Timekeeper:
-----------------------	--------------------



CLIO CUP FRANCE & CENTRAL EUROPE
SPA EURO RACE
RACE 2


Provisional Classification by Group

Nr. Driver	Nat	Team	Car	Laps	Total Time	Gap	Kph	Best Lap			
								Lap	Time	Kph	
CE-R											
1	31	Karol Urbaniak	POL	BM Racing Team	7	21:56.734		134.0	3	2:49.111	149.1
2	20	Bartosz Paziewski	POL	Seyffarth Motorsport	7	21:59.025	+2.291	133.8	2	2:48.697	149.5
3	17	Albert Legutko	POL	BM Racing Team	7	21:59.170	+2.436	133.8	2	2:48.905	149.3
4	25	Denis Bulatov	RUS	Seyffarth Motorsport	7	21:59.702	+2.968	133.7	4	2:49.397	148.8
5	5	Kevin Landwehr	DEU	Schlaug Motorsport	7	22:03.020	+6.286	133.4	7	2:51.454	147.1
6	3	Loris Prattes	DEU	Schläppi Race-Tec	7	22:03.763	+7.029	133.3	3	2:49.685	148.6
7	19	Robin Rogalski	POL	Seyffarth Motorsport	7	22:03.928	+7.194	133.3	3	2:51.098	147.4
8	15	Lucas Groeneveld	POL	Certainty Racing Team	7	22:12.440	+15.706	132.5	4	2:54.844	144.2
9	30	Max Zschuppe	DEU	Seyffarth Motorsport	6	19:12.528	1 Laps	131.3	3	2:51.391	147.1

Published at:

Track Status: **DRY**

Race Director:	Timekeeper:
-----------------------	--------------------



CLIO CUP FRANCE & CENTRAL EUROPE
SPA EURO RACE
RACE 2


Provisional Classification by Group

Nr. Driver	Nat	Team	Car	Laps	Total Time	Gap	Kph	Best Lap	
								Lap	Time Kph
FRA-G									
1	7	Mickael Carree	T2CM	7	23:26.457		125.5	7	2:50.032 148.3
2	12	Emmanuel Raffin	AUTOSPORT GP	7	23:31.015	+4.558	125.1	7	2:49.656 148.6
3	41	David Pajot	LMV SPORT	7	23:31.449	+4.992	125.0	7	2:49.498 148.8
4	50	Gregory Touzalin	MILAN COMPETITION	7	23:40.295	+13.838	124.3	7	2:51.556 147.0
5	63	Stéphane Auriacombe	TIERCE RACING	7	23:40.757	+14.300	124.2	7	2:50.968 147.5
6	71	Euripides Hatzistefanis	TEAM VRT	7	23:44.729	+18.272	123.9	2	2:51.893 146.7
7	115	Samuel Raffin	AUTOSPORT GP	7	23:52.805	+26.348	123.2	7	2:56.286 143.0
8	110	Eric Rollery	CARMINE COMPETITION	7	23:56.406	+29.949	122.9	7	2:54.149 144.8

Published at:

Track Status: **DRY**

Race Director:	Timekeeper:
-----------------------	--------------------



CLIO CUP FRANCE & CENTRAL EUROPE
SPA EURO RACE
RACE 2

Provisional Classification by Group

Nr. Driver	Nat	Team	Car	Laps	Total Time	Gap	Kph	Best Lap	
								Lap	Time Kph
FRA-J									
1	47	Dorian Guldenfels	RAIWOIT RACING	7	23:19.617		126.1	6	2:48.298 149.8
2	211	Corentin Tierce	TIERCE RACING	7	23:24.285	+4.668	125.7	2	2:48.884 149.3
3	34	Pierre Tierce	TIERCE RACING	7	23:26.848	+7.231	125.5	3	2:49.775 148.5
4	111	Mathieu Lannepoudenx	MILAN COMPETITION	7	23:31.687	+12.070	125.0	6	2:50.452 147.9
5	72	Kevin Jimenez	GPA RACING	7	23:39.397	+19.780	124.3	3	2:50.334 148.0
6	40	Vincent Brunerie	MILAN COMPETITION	7	23:39.892	+20.275	124.3	3	2:50.275 148.1
7	16	Come Raffin	AUTOSPORT GP	7	23:51.709	+32.092	123.3	7	2:54.706 144.3
Not classified:									
	155	Adeline Prudent	CARMINE COMPETITION						

Published at:

Track Status: **DRY**

Race Director:	Timekeeper:
-----------------------	--------------------